

US-Rx Care Member Portal Quick Start Guide

To register for the on-line member portal, you will need the cardholder ID on your benefits card. You will also need your **Rx Group Number**. If you cannot locate your Rx Group Number on your ID card, you can obtain it by calling member services at 877-200-5533. *NOTE: Dependents over the age of 18 must register for their own accounts.*

Below are instructions for registering in the US-Rx Care Member Portal:


1. Visit <https://usrxcare.com/member/>
2. Click on [Active Members Login](#) under Member Info.

Member Info


Active Members Login











3. Click on Register at the top right of the screen:

 **Register**  **Login**

4. Complete all fields. Click on  for a definition of fields.



REGISTER

All fields except for the Prescription Number and Coverage Date are required. For more information about a particular field, click the  info button in the far right of the field.

<p>Rx Group Id Enter the group id/number that is shown on your Member card.</p>	<div style="border: 1px solid #ccc; background-color: #e0f2f1; padding: 5px; margin-bottom: 5px;">First Name </div> <div style="border: 1px solid #ccc; background-color: #e0f2f1; padding: 5px; margin-bottom: 5px;">Last Name </div> <div style="border: 1px solid #ccc; background-color: #e0f2f1; padding: 5px; margin-bottom: 5px;">Member Id </div> <div style="border: 1px solid #ccc; background-color: #e0f2f1; padding: 5px; margin-bottom: 5px;">Rx Group Id </div> <div style="border: 1px solid #ccc; background-color: #e0f2f1; padding: 5px; margin-bottom: 5px;">Date of Birth </div> <div style="border: 1px solid #ccc; background-color: #e0f2f1; padding: 5px; margin-bottom: 5px;">Email Address </div> <div style="border: 1px solid #ccc; background-color: #e0f2f1; padding: 5px; margin-bottom: 5px;">Phone </div> <div style="border: 1px solid #ccc; background-color: #e0f2f1; padding: 5px; margin-bottom: 5px;">User ID  <small>A value is required.</small></div> <div style="border: 1px solid #ccc; background-color: #e0f2f1; padding: 5px; margin-bottom: 5px;">Password  <small>A value is required.</small></div> <div style="border: 1px solid #ccc; background-color: #e0f2f1; padding: 5px; margin-bottom: 5px;">Verify Password </div>	<p>Member Id Enter the subscriber number that is shown on your Member card.</p>
<p>Password Enter the password you will use to access the account. Your password must be at least eight characters long and can consist of letters, numbers or special characters like @#%\$^&*. The password MUST contain at least one letter, one digit and one special character.</p>	<p>User ID Enter your own user id that you will use to access the Member Website. You can use any id you like, but it can only consist of letters and numbers, and must be at least 8 characters long.</p>	

- Optional Fields are not required to register.

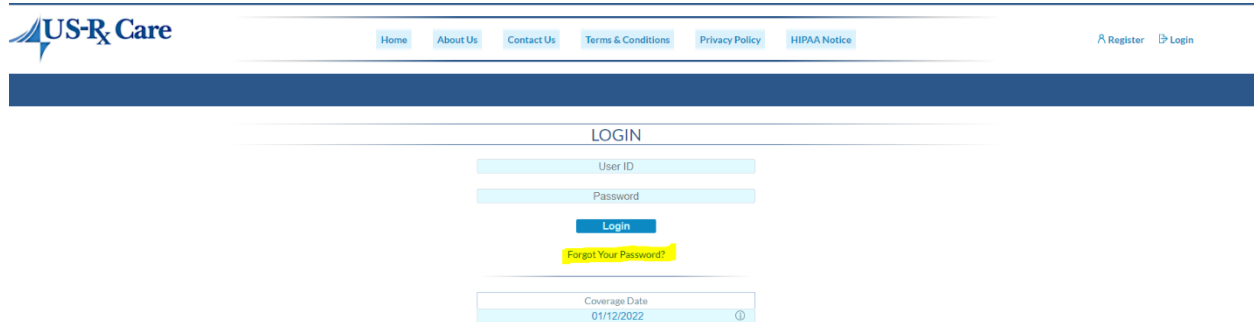
Optional Fields

Prescription Number	
Coverage Date	
01/07/2022	

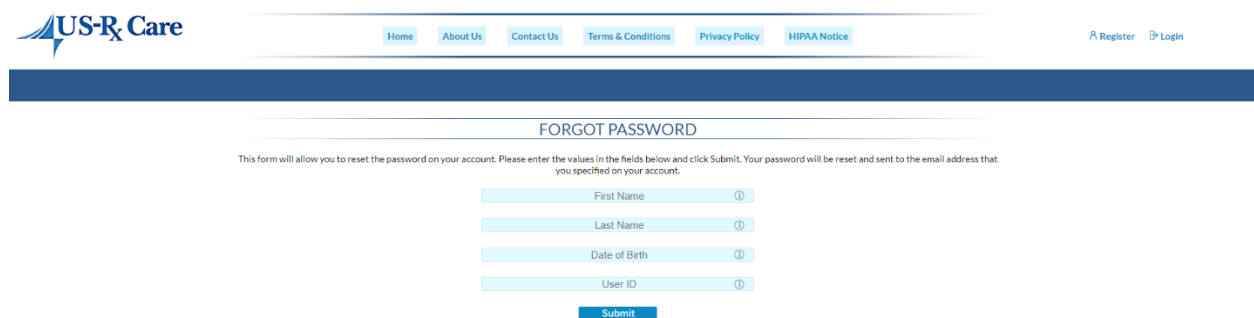
- Click -



- If you forgot your password, on the [LOGIN](#) screen, press [Forgot Your Password?](#)



Enter your information under [FORGOT PASSWORD](#) and press [Submit](#) and a password will be sent to your email on file.



If you forget your User Id, you can **register again** and use a different user ID. Make sure you write it down so you can remember it. You can use the same email address you used originally.

Once you have registered, you will be at the Home Page.

Home Page

The portal will give you access to view your prescription history, price check medications, and find participating pharmacies.

[Home](#)[About Us](#)[Contact Us](#)[Terms & Conditions](#)[Privacy Policy](#)[HIPAA Notice](#)[Edit Account](#)[Logout](#)

MEMBER LINKS

[Member Home](#)[Mail Order Pharmacy](#)[Specialty Pharmacy](#)[Price Calculator](#)[Participating Pharmacy](#)[Formulary Search](#)[Member Reimbursement](#)[Prescription History](#)

WELCOME

LOOK UP DRUG COSTS

- Use the price calculator to look up your cost for covered drugs
- Go to downloads to see if any lower cost alternatives are recommended for a prescription drug you are taking

FIND A NETWORK PHARMACY

- Participating in network pharmacies are easy to find by zip code search
- Find pharmacies likely to have the lowest cost for your medications at [member.usrxcare.com](#)

SEE WHAT'S COVERED

- Download a list of commonly prescribed drug by therapy category
- Use the drug cost look up to find your cost for covered drugs

LEARN ABOUT YOUR DRUGS

- Get information about particular drugs
- Access your prescription history for medications processed through US-Rx Care

If you paid for a medication without using your benefit card, give your card to the pharmacy and ask them to reprocess your prescription through the plan. Any amount you overpaid will be refunded to you by the pharmacy. Individual pharmacies have their own policies as to how long after dispensing a drug they can reprocess a prescription. The typical range is 7-14 days.